
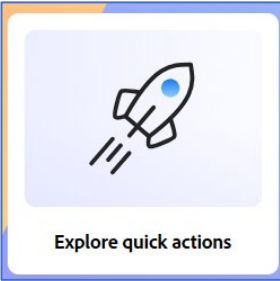
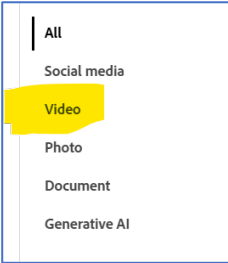

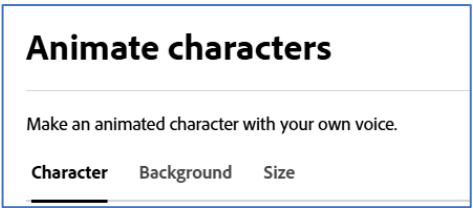
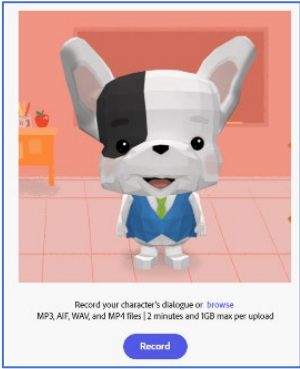
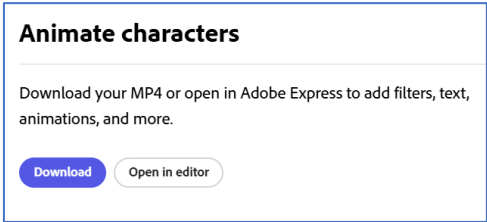


## Animate your Scots poetry recitals with Adobe Express

Why not share Scots poetry using animation? It's easy to animate characters and record audio using [Adobe Express](#), which is available to pupils and staff in Scottish schools via [Glow](#).

Alternatively, anyone can sign up for a [free Adobe Creative Cloud account](#).

Step 1	Choose your Scots poem from the <a href="#">Scots Language Centre</a> or the <a href="#">Scottish poetry library</a> .	<div data-bbox="858 734 1295 990" style="border: 1px solid black; padding: 10px;"> <p><b>Street Talk by J. K. Annand</b></p> <p>There was a rammie in the street, A stishie and stramash. The crabbit wifie up the stair Pit up her winda sash.</p> </div>
Step 2	Log in to <a href="#">Adobe Express</a> .	
Step 3	Select 'Explore quick actions'. A pop-up will appear.	
Step 4	Select 'Video' from the menu on the left hand side of the pop-up.	

Step 5	Select 'Animate characters'.	
Step 6	Select your character, background and desired video size (or leave as default).	
Step 8	Record your audio (you may need to select an option which allows Adobe to access your device's microphone).	
Step 9	Download the video.	

Find more Scots learning activities at [www.scotslanguage.com/learning](http://www.scotslanguage.com/learning)

Find out more about using Adobe Express in education at [glowconnect.org.uk/category/adobe-express-for-education/](http://glowconnect.org.uk/category/adobe-express-for-education/)